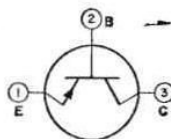
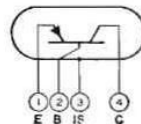


RCA Type	Terminal-Correction Diagram*	Out-line	MAXIMUM RATINGS				CHARACTERISTICS		Maximum Operating Temperature (C°)	Can be replaced by RCA type
			V _{CB} (volts)	V _{EB} (volts)	I _O (amperes)	P _T (watts)	Min. h _{FE}	I _{CB} (μA)		
2N105	1	—	-25	—	-0.015	0.035	55	-5	55	2N408
2N206	1	4	-30	—	-0.050	0.075	33	-10	85	2N408
2N247	2	7	-35	—	-0.010	0.080	60	-10	71	2N412
2N269	1	4	-25	-12	-0.100	0.120	24	-5	85	2N404
2N301	3	5	-40	-10	-3	11	70	-100	91	2N2869/2N301
2N301A	3	5	-60	-10	-3	11	70	-100	91	2N2870/2N301A
2N331	1	9	-30	-12	-0.200	0.200	50	-16	71	2N1638
2N356	4	—	20	20	0.5	0.100	30	5	85	2N647
2N357	4	—	20	20	0.5	0.100	30	5	85	2N647
2N358	4	—	20	20	0.5	0.100	30	5	85	2N647

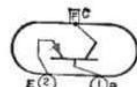
TERMINAL-CONNECTION DIAGRAMS FOR DISCONTINUED TRANSISTORS



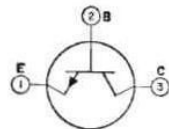
- 1 -



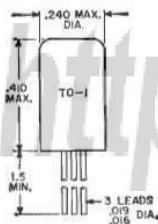
- 2 -



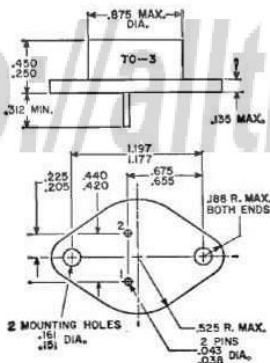
- 3 -



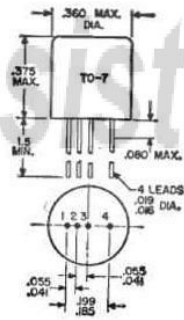
- 4 -



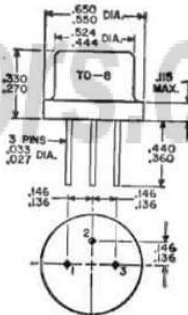
- 4 -



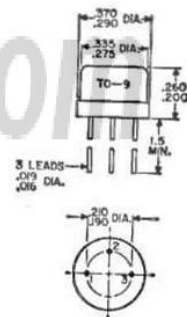
- 5 -



- 7 -



- 8 -



- 9 -

Outlines

Dimensions in inches