

101

Multimeter

Safety Information

Introduction

The Fluke 101 Multimeter (the Product) is a 6000-count instrument.

Contact Fluke

Fluke Corporation operates worldwide. For local contact information, go to our website:

www.fluke.com

To register your product, view, print, or download the latest manual or manual supplement, go to our website.

Fluke Corporation

P.O. Box 9090

Everett, WA 98206-9090

+1-425-446-5500

fluke-info@fluke.com

PN 4345372

July 2013, Rev. 2, 12/22

© 2013-2022 Fluke Corporation. All rights reserved. Product specifications are subject to change without notice.

All product names are trademarks of their respective companies.

Safety Information

A **Warning** identifies conditions and procedures that are dangerous to the user.

Warning

To prevent possible electrical shock, fire, or personal injury:

- Carefully read all instructions.
- Read all safety information before you use the Product.
- Use the Product only as specified, or the protection supplied by the Product can be compromised.
- Do not use the Product around explosive gas, vapor, or in damp or wet environments.
- Do not use the Product if it is damaged.
- Disable the Product if it is damaged.
- Do not use the Product if it operates incorrectly.
- Examine the case before you use the Product. Look for cracks or missing plastic. Carefully look at the insulation around the terminals.
- Use only correct measurement category (CAT), voltage, and amperage rated probes, test leads, and adapters for the measurement.
- Measure a known voltage first to make sure that the Product operates correctly.
- Do not use test leads if they are damaged. Examine the test leads for damaged insulation and measure a known voltage.

- **Do not apply more than the rated voltage, between the terminals or between each terminal and earth ground.**
- **Do not use the HOLD function to measure unknown potentials. When HOLD is turned on, the display does not change when a different potential is measured.**
- **Do not touch voltages >30 V ac rms, 42 V ac peak, or 60 V dc.**
- **Keep fingers behind the finger guards on the probes.**
- **Remove all probes, test leads, and accessories before the battery door is opened.**
- **Do not exceed the Measurement Category (CAT) rating of the lowest rated individual component of a Product, probe, or accessory.**
- **Remove the input signals before you clean the Product.**
- **Have an approved technician repair the Product.**
- **Remove the batteries if the Product is not used for an extended period of time, or if stored in temperatures above 50 °C. If the batteries are not removed, battery leakage can damage the Product.**
- **Replace the batteries when the low battery indicator shows to prevent incorrect measurements.**
- **Use only specified replacement parts.**

- **Do not use test leads if they are damaged. Examine the test leads for damaged insulation, exposed metal, or if the wear indicator shows. Check test lead continuity.**
- **Connect the common test lead before the live test lead and remove the live test lead before the common test lead.**
- **Do not use in CAT III or CAT IV environments without the protective cap installed. The protective cap decreases the exposed probe metal to <4 mm. This decreases the possibility of arc flash from short circuits.**
- **Repair the Product before use if the battery leaks. Battery leakage may create a shock hazard or damage the Product.**

Table 1 is a list of the symbols used on the Product and in this manual.

Table 1. Symbols









	Consult user documentation.		Earth
	WARNING. RISK OF DANGER.		Conforms to European Union directives.
	WARNING. HAZARDOUS VOLTAGE. Risk of electric shock.		Battery
	Double insulated	CAT II	Measurement Category II is applicable to test and measuring circuits connected directly to utilization points (socket outlets and similar points) of the low-voltage MAINS installation.
CAT III	Measurement Category III is applicable to test and measuring circuits connected to the distribution part of the building's low-voltage MAINS installation.	CAT IV	Measurement Category IV is applicable to test and measuring circuits connected at the source of the building's low-voltage MAINS installation.

Table 1. Symbols (cont.)

OFF	Turn the Product off.
	This product complies with the WEEE Directive and its marking requirements. The affixed label indicates that you must not discard this electrical/electronic product in domestic household waste. Do not dispose of this product as unsorted municipal waste. For information about take-back and recycling programs available in your country, see the Fluke website.

General Specifications

Maximum voltage between any terminal and Earth Ground	600 V
Display (LCD)	6000 counts, update rate 3/sec
Battery Type	2 AAA, IEC LR03
Battery Life	200 hours minimum
Temperature	
Operating	0 °C to 40 °C
Storage	-30 °C to 60 °C
Relative Humidity	
Operating Humidity	Non-condensing when <10 °C; ≤90 % at 10 °C to 30 °C; ≤75 % at 30 °C to 40 °C (Non-condensing)
Operating Humidity, 40 MΩ Range	≤80 % at 10 °C to 30 °C; ≤70 % at 30 °C to 40 °C (Non-condensing)

Altitude

Operating.....	2000 m
Storage.....	12,000 m

Temperature Coefficient 0.1 X (specified accuracy) / °C (<18 °C or >28 °C)

Size (HxWxL) 130 mm x 65 mm x 27 mm

Weight 160 g

IP Rating..... IEC 60529: IP 40

Safety..... IEC 61010-1: Pollution Degree 2,
IEC 61010-2-033: CAT III 600 V

Electromagnetic Compatibility (EMC)

International.....	IEC 61326-1: Portable, IEC 61326-2-2 CISPR 11: Group 1, Class A
--------------------	--

Group 1: Equipment has intentionally generated and/or uses conductively-coupled radio frequency energy that is necessary for the internal function of the equipment itself.

Class A: Equipment is suitable for use in all establishments other than domestic and those directly connected to a low-voltage power supply network that supplies buildings used for domestic purposes. There may be potential difficulties in ensuring electromagnetic compatibility in other environments due to conducted and radiated disturbances.

Emissions that exceed the levels required by CISPR 11 can occur when the equipment is connected to a test object. The equipment may not meet the immunity requirements of this standard when test leads and/or test probes are connected.

Korea (KCC).....	Class A Equipment (Industrial Broadcasting & Communication Equipment)
------------------	--

Class A: Equipment meets requirements for industrial electromagnetic wave equipment and the seller or user should take notice of it. This equipment is intended for use in business environments and not to be used in homes.

USA (FCC) 47 CFR 15 subpart B. This product is considered an exempt device per clause 15.103.

LIMITED WARRANTY AND LIMITATION OF LIABILITY

This Fluke product will be free from defects in material and workmanship for one year from the date of purchase. This warranty does not cover fuses, disposable batteries, or damage from accident, neglect, misuse, alteration, contamination, or abnormal conditions of operation or handling. Resellers are not authorized to extend any other warranty on Fluke's behalf. To obtain service during the warranty period, contact your nearest Fluke authorized service center to obtain return authorization information, then send the product to that Service Center with a description of the problem.

THIS WARRANTY IS YOUR ONLY REMEDY. NO OTHER WARRANTIES, SUCH AS FITNESS FOR A PARTICULAR PURPOSE, ARE EXPRESSED OR IMPLIED. FLUKE IS NOT LIABLE FOR ANY SPECIAL, INDIRECT, INCIDENTAL OR CONSEQUENTIAL DAMAGES OR LOSSES, ARISING FROM ANY CAUSE OR THEORY. Since some states or countries do not allow the exclusion or limitation of an implied warranty or of incidental or consequential damages, this limitation of liability may not apply to you.

Fluke Corporation
P.O. Box 9090
Everett, WA 98206-9090
U.S.A.

Fluke Europe B.V.
P.O. Box 1186
5602 BD Eindhoven
The Netherlands

11/99