

DC Electronic Load

150W~300W, Single-Channel, Programmable



Description

These are 150W~300W, Single-channel programmable DC electronic loads, are designed for middle & high-end applications. They can be offered as multiple solutions according to customer's need. The online voltage measurements and adjustments or simulate short circuit test using the simple keypad on the front panel, can be used by the end users.

Features

- 0-120V, 0-30A, 150W ~ 300W
- Dynamic mode: up to 10kHz
- Resolution of voltage and current: 0.1mV/0.1mA
- 4 working modes: CV/CC/CR/CW
- Remote sensing function
- Battery test, automatic test, OPP test, OCP test functions
- 100 sets of storage
- Short circuit function
- Current monitoring function
- Power off memory function
- Interfaces: USB, RS232 & LAN

Specification Table

	72-13200	72-13210
Input Rating	Power: 150W / Voltage:0-120V / Current: 0-30A	Power: 300W / Voltage:0-120V / Current: 0-30A
CC Mode	Range: 0-3A / 0-30A Resolution: 0.1mA / 1mA Accuracy: $\pm(0.05\% + 0.05\% \text{ FS})$	Range: 0-3A / 0-30A Resolution: 0.1mA / 1mA Accuracy: $\pm(0.05\% + 0.05\% \text{ FS})$
CV Mode	Range: 0-18V / 0-120V Resolution: 0.1mV/1mV Accuracy: $\pm(0.05\% + 0.025\% \text{ FS})$	Range: 0-18V / 0-120V Accuracy: $\pm(0.05\% + 0.025\% \text{ FS})$
CR Mode	Range: 0.05 Ω -7.5k Ω Resolution: 16 bit Accuracy: 0.015%+0.1S	Range: 0.05 Ω -7.5K Ω Resolution: 16 bit Accuracy: $\pm(0.015\% + 0.1s)$
CW Mode	Range: 150W Resolution: 0.01W Accuracy: $\pm(0.1\% + 0.1\% \text{ FS})$	Range: 300W Resolution: 0.01W Accuracy: $\pm(0.1\% + 0.1\% \text{ FS})$
Slope	Range: 0-3A / 0-30A Rising: 0.0001-0.15A/ μ s / 0.001-1.5A/ μ s Falling: 0.0001-0.15A/ μ s / 0.001-1.5A/ μ s	Range: 0-3A / 0-30A Rising: 0.0001-0.15A/ μ s / 0.001-1.5A/ μ s Falling: 0.0001-0.15A/ μ s / 0.001-1.5A/ μ s



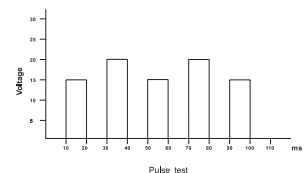
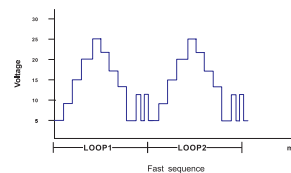
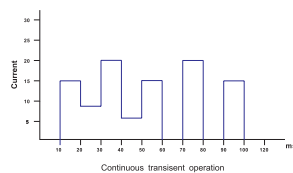
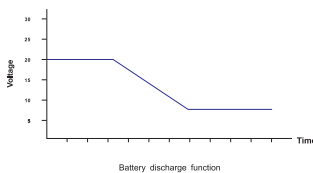
DC Electronic Load

150W~300W, Single-Channel, Programmable



	72-13200	72-13210
Voltage Measurement	Range: 0-18V / 0-120V Resolution: 0.1mV/1mV Accuracy: $\pm(0.025\% + 0.025\% \text{ FS})$	Range: 0-18V / 0-120V Resolution: 0.1mV/1mV Accuracy: $\pm(0.025\% + 0.025\% \text{ FS})$
Current Measurement	Range: 0-3A / 0-30A Resolution: 0.1mA / 1mA Accuracy: $\pm(0.05\% + 0.05\% \text{ FS})$	Range: 0-3A / 0-30A Resolution: 0.1mA / 1mA Accuracy: $\pm(0.05\% + 0.05\% \text{ FS})$
Power Measurement	Range: 150W Resolution: 0.01W Accuracy: $\pm(0.1\% + 0.1\% \text{ FS})$	Range: 300W Resolution: 0.01W Accuracy: $\pm(0.1\% + 0.1\% \text{ FS})$
Over Power Protection	160W	320W
Over Current Protection	3.3A/33A	3.3A/33A
Over Voltage Protection	125V	125V
Over Temperature Protection	85°C	85°C
Input Impedance	150kΩ	150kΩ
Interfaces	USB, RS232 & LAN	USB, RS232 & LAN
Weight and Dimension (W×D×H)	5.17 kgs / 107mm×215mm×386mm	5.17 kgs / 107mm×215mm×386mm

Curves



Part Number Table

Description	Part Number
0-120V, 0-30A, 150W, single channel, programmable DC electronic load with interfaces USB, RS232 & LAN	72-13200
0-120V, 0-30A, 300W, single channel, programmable DC electronic load with interfaces USB, RS232 & LAN	72-13210

Important Notice : This data sheet and its contents (the "Information") belong to the members of the Premier Farnell group of companies (the "Group") or are licensed to it. No licence is granted for the use of it other than for information purposes in connection with the products to which it relates. No licence of any intellectual property rights is granted. The Information is subject to change without notice and replaces all data sheets previously supplied. The Information supplied is believed to be accurate but the Group assumes no responsibility for its accuracy or completeness, any error in or omission from it or for any use made of it. Users of this data sheet should check for themselves the Information and the suitability of the products for their purpose and not make any assumptions based on information included or omitted. Liability for loss or damage resulting from any reliance on the Information or use of it (including liability resulting from negligence or where the Group was aware of the possibility of such loss or damage arising) is excluded. This will not operate to limit or restrict the Group's liability for death or personal injury resulting from its negligence. Tenma is the registered trademark of the Group. © Premier Farnell Limited 2016.

www.element14.com
www.farnell.com
www.newark.com
www.cpc.co.uk

