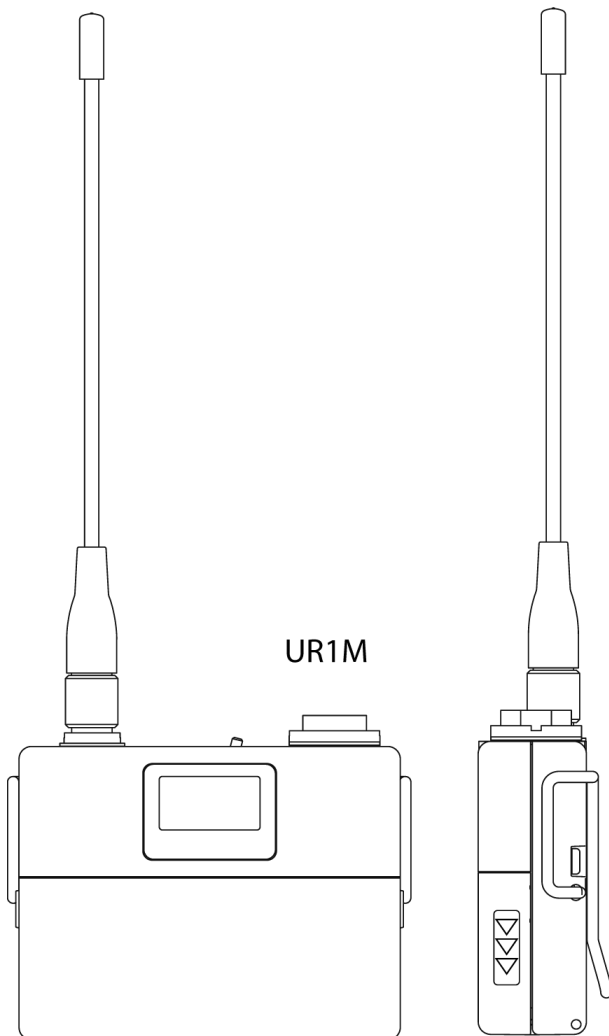

UR1M -- Micro Bodypack Transmitter

Features

Features

- Same audio performance as UR1
- Rapid two-way infrared (IR) data transmission
- User-adjustable RF output level (10 mW or 50 mW)
- Operates with three types of primary batteries: alkaline, lithium or NiMH
- Audio signal is input through a TA4F connector (UR1M) or a LEMO connector (UR1MLEMO3)
- Selectable battery metering by battery type
- Audio metering on UR1M transmitter



Transmitter LCD Interface and Controls:

For additional information on the LCD Interface and controls, see UHF-R User Guide.

Note: To fully interact with the Receiver, it is recommended to upgrade the UR4 firmware to 1.50 or higher and Shure Wireless Workbench to 5.0.

Battery Information

Battery Life (Typical)

Alkaline:	6 hours (normal RF power) 4 hours (high RF power)
Lithium primary:	9 hours (normal RF power) 7 hours (high RF power)

NiMH 1000 mAh:

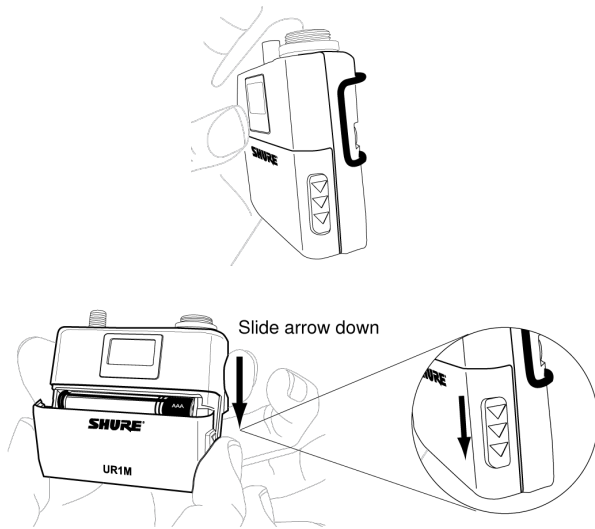
6 hours (normal RF power)
4 hours (high RF power)

Select Battery Type:

1. Set the micro bodypack transmitter switch to on.
2. Press enter key, then scroll using button to select battery type. Press enter key to confirm.

Note: For the most accurate battery metering and performance, make sure to select the correct battery type.

To open the micro bodypack transmitter, see illustrations below:

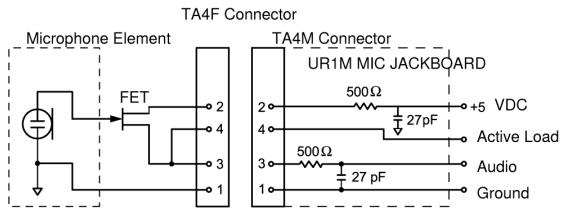


RF Carrier Frequency Range	470-865, 944-952 MHz depending on region
Working Range	150 m (500 ft.), under typical conditions 500 m(1600 ft.) line-of-sight, outdoors for a single system Note: Actual working range depends on RF signal absorption, reflection and interference
RF Power Output	Selectable 10 mW or 50 mW depending on region
Power Requirements	Two 1.5V AAA alkaline, lithium primary, and NiMH batteries
Current Drain	130 mA max. at 3V (normal RF power setting) 200 mA max. at 3V (high RF power setting)
Gain Adjustment Range	-20 to +35 dB -10 dB: Recommended for guitars

Overall Dimensions	47,5 mm L x 63 mm W x 17 mm D (1.9 x 2.5 x 0.67 in)
Net Weight	64 g (2.3 oz.) without batteries

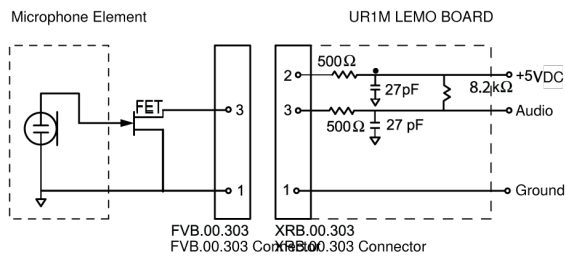
Wiring

TA4F Connector



NOTE: LAVALIER MIC TIES PINS 3 AND 4 TOGETHER—GUITAR CABLE DOES NOT.

Lemo Connector



UR1M Transmitter Information

UR1M Transmitter RF Output:

Connector:	SMA
Actual Impedance:	50
Pin Assignments:	Shell = Ground Center = Signal

UR1M Transmitter Audio Input

Connector:	4-Pin male mini connector (TA4M) 3-Pin female mini connector (LEMO) XRB.00.303)
Input Configuration:	Unbalanced, active
Maximum Input Level: (1 kHz, 1% THD)	+5 dBu (sensitivity 0 dB) +15 dBu (sensitivity -10 dB)
TA4M Connector Pin Assignments:	Pin 1: Ground Pin 2: +5 VDC bias Pin 3: Audio, 200 k Ω Pin 4: Tied through active load (on main board) to ground. (On instrument adapter cable, Pin 4 floats)
LEMO Connector Pin Assignments:	Pin 1: Ground Pin 2: +5 VDC bias Pin 3: Audio (8.2 k Ω between pin 2 and 3 audio, internal to UR1M)

Accessories

Furnished Accessories

Omnidirectional Whip Antenna (Yellow Tip) for UR1/UR1M Bodypack Transmitters, UR5 Portable Receiver, P9R/P9RA/P10R Bodypack Receivers, (470-530 MHz)	UA700
Omnidirectional Whip Antenna (Gray Tip) for UR1/UR1M Bodypack Transmitters, UR5 Portable Receiver, P9R/P9RA/P10R Bodypack Receivers, (518-578 MHz)	UA710
Omnidirectional Whip Antenna (Black Tip) for UR1/UR1M Bodypack Transmitters, UR5 Portable Receiver, P9R/P9RA/P10R Bodypack Receivers, (578-698 MHz)	UA720

Omnidirectional Whip Antenna (Dark Blue Tip) for UR1/UR1M Bodypack Transmitters, UR5 Portable Receiver, P9R/P9RA/P10R Bodypack Receivers, (740 - 865 MHz)	UA730
Omnidirectional Whip Antenna (Red Tip) for UR1/UR1M Bodypack Transmitters, UR5 Portable Receiver, P9R/P9RA/P10R Bodypack Receivers, (944-952 MHz)	UA740
Threaded Locking Adaptor (UR1M with TA4F)	WA340

Optional Accessories

Bodypack Pouch (Black)	WA581B
Bodypack Pouch (White)	WA581W
3-Pin mini Lemo conversion kit	WA335

Note: To fully interact with the Receiver, it is recommended to upgrade the UR4 firmware to 1.50 or higher and Shure Wireless Workbench to 5.0.

Certification

UR1M: Certified under FCC Parts 74 (FCC ID: DD4UR1MA, DD4UR1MB, DD4UR1MC, DD4UR1MD, DD4UR1MF, DD4UR1MG, DD4UR1MRA, DD4UR1MRB, DD4UR1MRC, DD4UR1MRG). Certified by IC in Canada under RSS-123 and RSS-102 (IC: 616A-UR1MA, 616A-UR1MB, 616A-UR1MC, 616A-UR1MD, 616A-UR1MG, 616A-UR1MRA, 616A-UR1MRB, 616A-UR1MRC). Meets the essential requirements of the European R&TTE Directive 99/5/EC (ETSI EN 300-422 Parts 1 & 2, EN 301 489 Parts 1 & 9) and is eligible to carry the CE marking.

The CE Declaration of Conformity can be obtained from Shure Incorporated or any of its European representatives. For contact information please visit www.shure.com

The CE Declaration of Conformity can be obtained from: www.shure.com/europe/compliance

Authorized European representative:

Shure Europe GmbH

Headquarters Europe, Middle East & Africa

Department: EMEA Approval

Jakob-Dieffenbacher-Str. 12

75031 Eppingen, Germany

Phone: +49-7262-92 49 0

Fax: +49-7262-92 49 11 4

Email: info@shure.de

LICENSING INFORMATION

Licensing: A ministerial license to operate this equipment may be required in certain areas. Consult your national authority for possible requirements. Changes or modifications not expressly approved by Shure Incorporated could void your authority to operate the equipment. Licensing of Shure wireless microphone equipment is the user's responsibility, and licensability depends on the user's classification and application, and on the selected frequency. Shure strongly urges the user to contact the appropriate telecommunications authority concerning proper licensing, and before choosing and ordering frequencies.

Information to the user

This equipment has been tested and found to comply with the limits for a Class B digital device, pursuant to Part 15 of the FCC Rules. These limits are designed to provide reasonable protection against harmful interference in a residential installation. This equipment generates uses and can radiate radio frequency energy and, if not installed and used in accordance with the instructions, may cause harmful interference to radio communications. However, there is no guarantee that interference will not occur in a particular installation. If this equipment does cause harmful interference to radio or television reception, which can be determined by turning the equipment off and on, the user is encouraged to try to correct the interference by one or more of the following measures:

- Reorient or relocate the receiving antenna.
- Increase the separation between the equipment and the receiver.
- Connect the equipment to an outlet on a circuit different from that to which the receiver is connected.
- Consult the dealer or an experienced radio/TV technician for help.

This Class B digital apparatus complies with Canadian ICES-003. Cet appareil numérique de la classe B est conforme à la norme NMB-003 du Canada.

Operation is subject to the following conditions: (1) The device may not cause harmful interference, and (2) the device must accept any interference received, including interference that may cause undesired operation.

Note: EMC conformance testing is based on the use of supplied and recommended cable types. The use of other cable types may degrade EMC performance.

Australia Warning for Wireless

This device operates under an ACMA class licence and must comply with all the conditions of that licence including operating frequencies. Before 31 December 2014, this device will comply if it is operated in the 520-820 MHz frequency band. **WARNING:** After 31 December 2014, in order to comply, this device must not be operated in the 694-820 MHz band.